

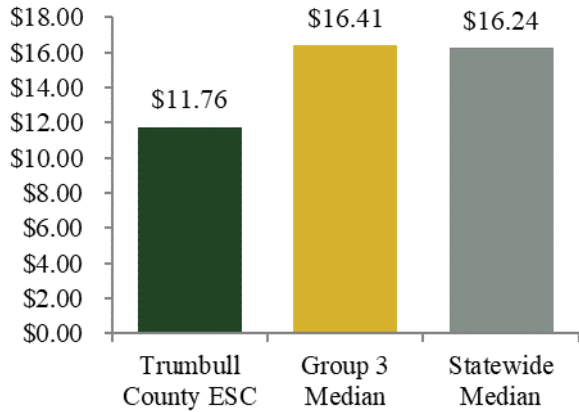
Trumbull County ESC Profile

Operating Revenue:
\$18,090,191

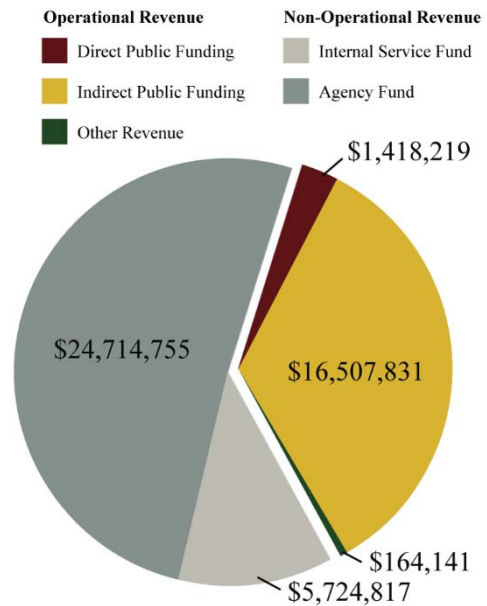
Expenditures:
\$17,276,205

FTEs:
258.10

Revenue Generation Ratio

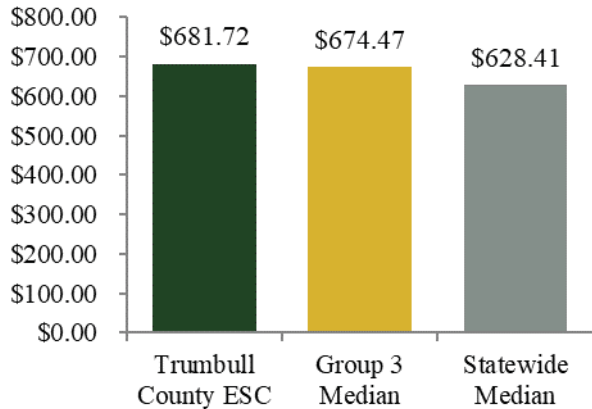


Total Revenue by Source

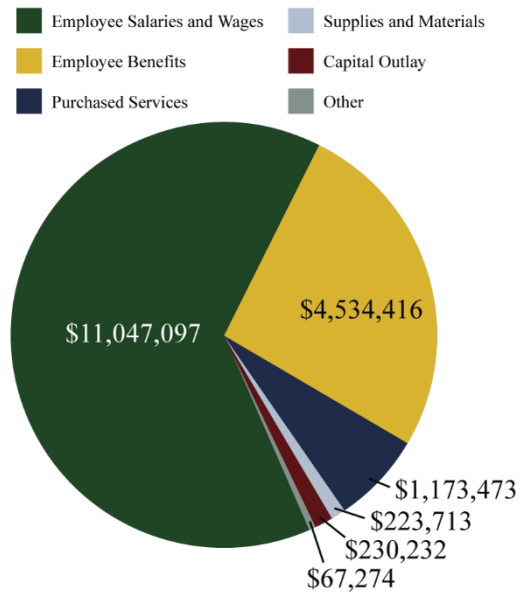


This ESC collected an additional \$53,072 from local foundation deductions as part of its agreement with its member district(s). This amount is in excess of the required minimum direct funding and is therefore included within the indirect public funding.

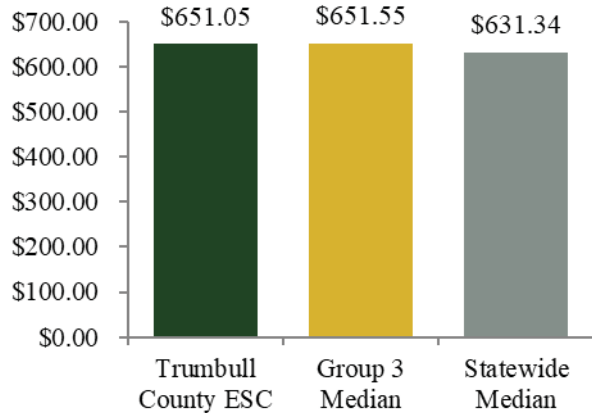
Operating Revenue per Student



Expenditures by Object



Expenditures per Student



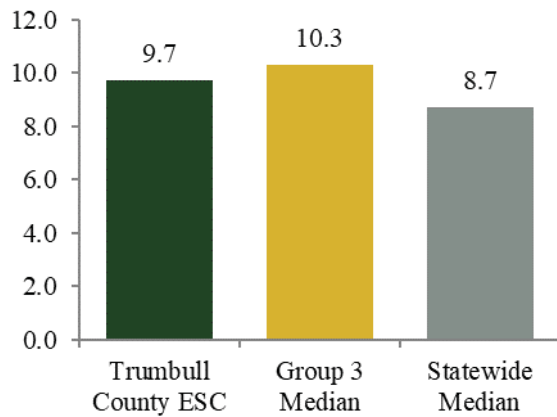
Trumbull County ESC Profile

Operating Revenue:
\$18,090,191

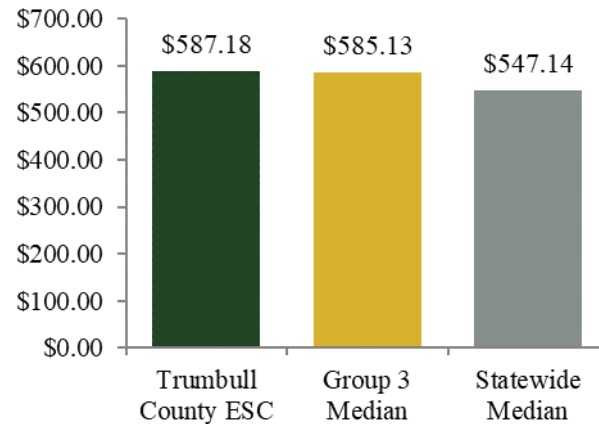
Expenditures:
\$17,276,205

FTEs:
258.10

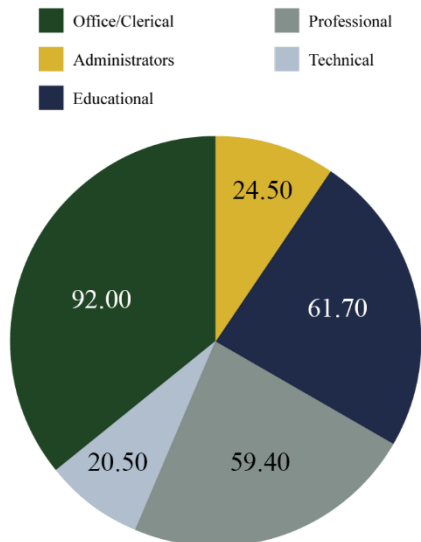
FTEs per 1,000 Students



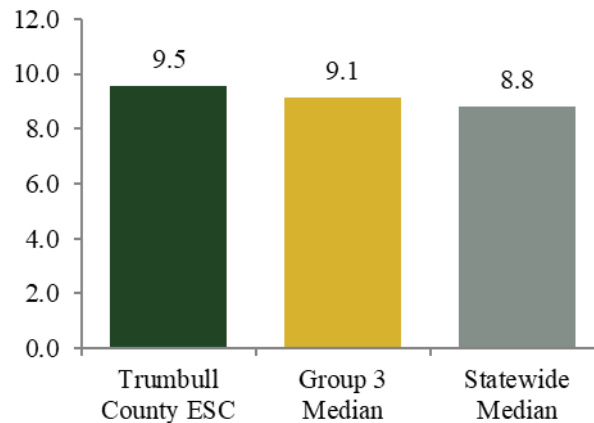
Personnel Cost per Student



FTEs by Category



Non-administrative Staff per Administrator



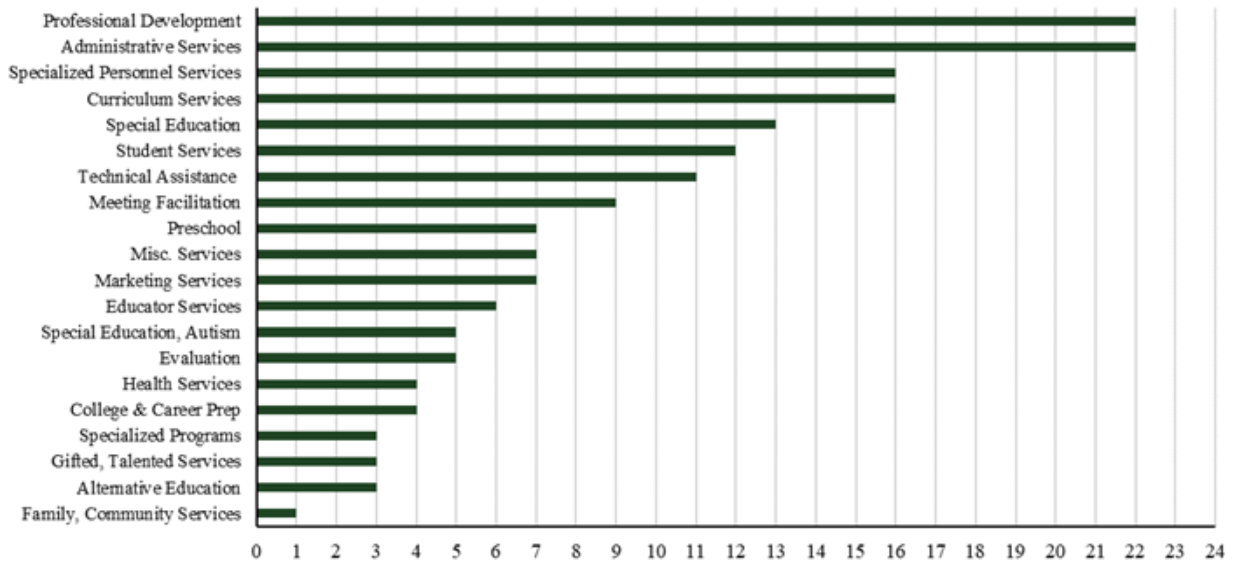
Trumbull County ESC Profile

Operating Revenue:
\$18,090,191

Expenditures:
\$17,276,205

FTEs:
258.10

Services Offered by Category



Trumbull County ESC Profile

Operating Revenue: \$18,090,191	Expenditures: \$17,276,205	FTEs: 258.10
---	--------------------------------------	------------------------

Member District Data

Member District Name	Student Enrollment	District Type
Bloomfield-Mespo LSD	246	1
Bristol LSD	553	2
Brookfield LSD	998	4
Champion LSD	1,345	3
Girard CSD	1,673	4
Howland LSD	2,659	5
Hubbard EVSD	1,920	4
Joseph Badger LSD	746	2
La Brae LSD	1,159	1
Lakeview LSD	1,684	3
Liberty LSD	1,136	4
Lordstown LSD	487	1
Maplewood LSD	715	2
Mathews LSD	668	3
McDonald LSD	818	3
Newton Falls EVSD	1,080	1
Niles CSD	2,310	4
Southington LSD	498	2
Warren CSD	4,894	7
Weathersfield LSD	947	3